



CREATE A FLAP IN
7 Seconds
FROM START TO FINISH

MAXIMIZE YOUR

WOW

FACTOR



HOW TO WOW

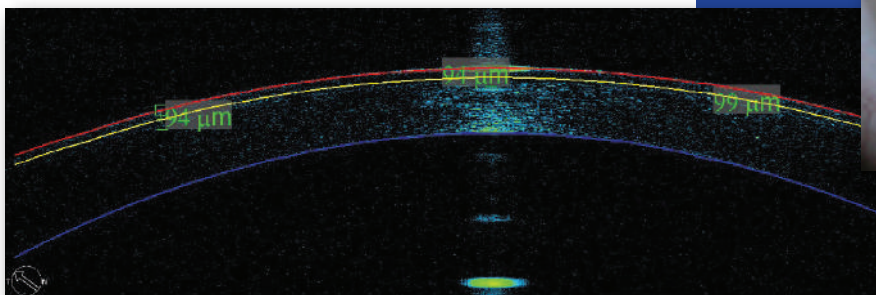
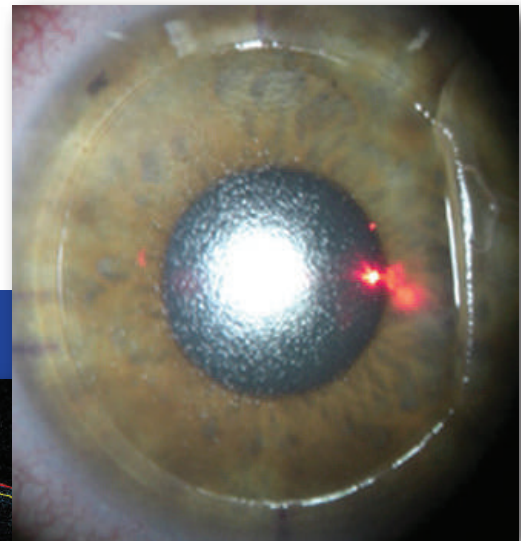
The WOW Factor is that moment when your patient lifts their head up and is overwhelmed with emotion because they can actually see the detail on the clock across the surgery room.

It is a moment that your patients never forget. We at MED-LOGICS want to work with you to achieve that WOW Factor with every single one of your patients.



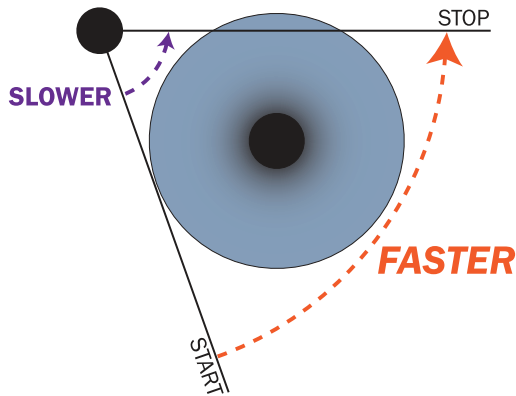
For the maximum WOW Factor,
your flaps must be:

1. **PLANAR**
2. **SMOOTH**
3. **THIN**



WHY OTHERS CAN'T

Rotating Microkeratomes Can't



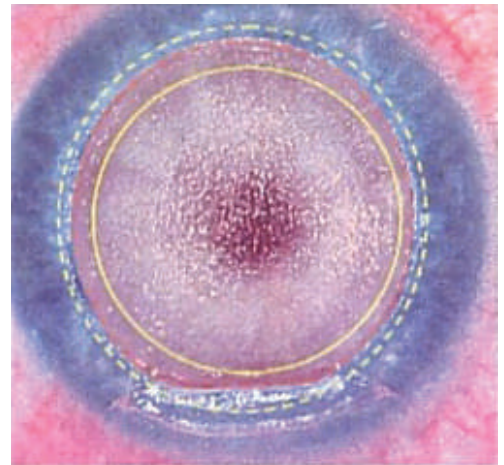
Differing speeds in the arc create an uneven flap thickness.

The ML7 microkeratome creates a smooth, PLANAR flap by using a constant linear movement across the eye, controlled by load compensation software.

Femtosecond Lasers Can't

Femtosecond lasers cannot create a smooth separation of tissue, rather they use energy to create bubbles in the cornea, which are dissected with a blunt spatula by the surgeon.

Femtosecond lasers can take the WOW out of LASIK. The excessive energy and blunt dissection of the bubbles can cause edema and leaves a rougher surface of microscopic peaks and valleys. There is also potential for femtosecond laser specific complications like Transient Light Syndrome and Gas Blow-Through.




The ML7 microkeratome creates a smooth separation of tissue, maintaining the clarity required by any type of optic lens. This allows your patient to notice improved vision immediately following surgery.




WOW, THAT'S SIMPLE


Quick-n-Easy Blade Shuttle



Open The Drawer




Insert The Blade



Attach Handpiece


360° Hinge Positioning



Temporal Hinge

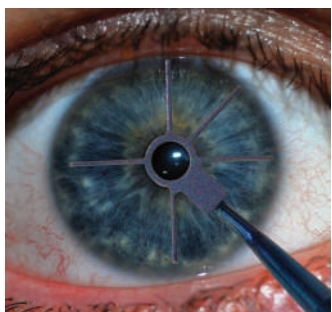


Superior Hinge

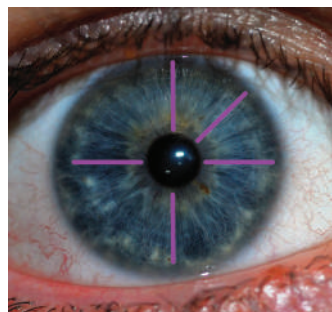


Nasal Hinge

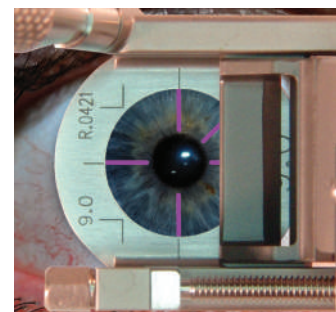
Flap Creation / Hinge Confirmation



Mark Pupillary Center



Mark Like A Cross



Align Marks On The Deck Of The Vaccum Ring With The Marks On The Cornea



WOW, THAT'S ADVANCED

Console

- Large, easy-to-read displays
- Variable vacuum control
- Maintains blade speed for consistent flaps
- Internal battery backup



Ergonomic Handpiece

- No assembly on the eye
- 360° hinge positioning
- Lightweight and comfortable
- 7 seconds to create a flap



Eye Marker

- Lines up with markings on ML7 Vacuum Rings
 - Asymmetric design for easy repositioning
 - Made from high strength titanium



Vacuum Rings

- Allows for 360° hinge positioning
- Slitted vacuum opening for secure hold
- Centration marks to line up with cornea
- 8.0, 8.5, 9.0, 9.5, & 10.0 mm options available



Precision One-Piece Heads

- Epithelium friendly shape and coating
- Applies constant pressure to prevent button holes and create PLANAR flaps
- Open design to see the flap while it's cut
- 100 & 130 micron versions available



Consolidated Footswitch


- Durable, consolidated design
- Dustproof and waterproof
- Anti-slide feature



WOW, THAT'S ACCURATE



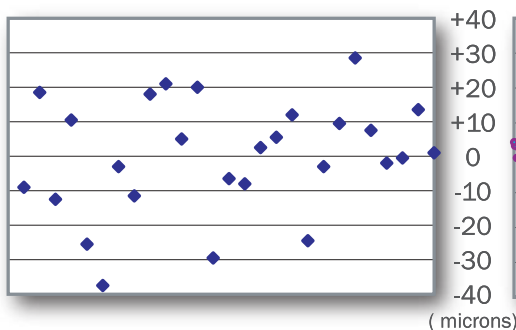
The MED-LOGICS Calibrated LASIK Blade (CLB®) offers surgeons the precision and flexibility needed to ensure every patient experiences the WOW Factor. The Critical Dimension that determines the projected depth of cut is controlled to +/- 5 microns. Beyond this unrivaled precision, surgeons can also select a Plus or a Minus CLB®, depending on the unique characteristics of the patient, to customize the flap to the patient.



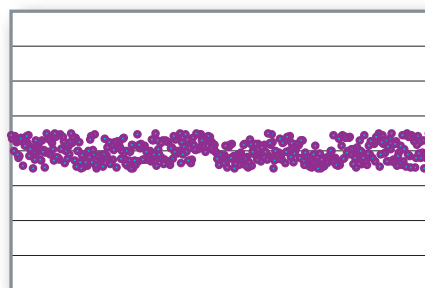
CustomFlap™ Options						
<i>CustomFlap™</i> Thickness Options (in microns)	MINUS 30 CLB®	MINUS 20 CLB®	MINUS 10 CLB®	PLANO CLB®	PLUS 10 CLB®	PLUS 20 CLB®
100 Micron ML7 Head	70	80	90	100	110	120
130 Micron ML7 Head	100	110	120	130	140	150

Accuracy of the Critical Dimension


Traditional LASIK Blades



CLB®



MORE THAN JUST LASIK



Controlling the variables to offer repeatability:

Automated Handpiece

Dual motor handpiece communicates with the console every 50 milliseconds to deliver a consistent blade and transition speed across the cornea for repeatable results.

Console

Electronically powered device with battery backup for added safety; no bottle to refill.

Pressure Control System

Patented pressure gauge displaying real-time pressure readings during the cut, preventing excessive pressure and saving endothelial cells.



ML7100 CLB® with six different thickness options, all designed to be within +/-5 microns in the projected depth of cut for optimum cut accuracy.

Artificial Anterior Chamber

Ability to create a 10 to 11 mm diameter cut and leave a small hinge to protect the membrane from haze or edema.

Precision Head

Proprietary head geometry applying constant pressure to help create a planar cut. Various sizes available.




Equipment:

1700ML7 – Console
1800ML7 – Footswitch
1900ML7 – Microkeratome Mobile Stand
1400ML7 – Handpiece

Cases & Cleaning Components:

2000ML7 – Reusable Shipping Case
1500ML7 – Sterilization Tray (LASIK Only)
ST0278 – Sterilization Tray, Small 1.5”X2.7”X.75”
ST0625 – Sterilization Tray, Large 2.5”X6.0”X1.25”
ST1320 – Sterilization Tray, Small, Deep 1.5”X2.7”X1.25”
ST2001 – Sterilization Tray, Tub 5.5”X9.5”X2.5”
ST2002 – Sterilization Tray, AAC 4”X7.5”X1.5”
SC01 – Instrument Tray, 4”X7.5”X7.5”
1350ML7 – Wrench, Helical Drive
UC1101 – Ultrasonic Cleaner (110 Volt)
UC2201 – Ultrasonic Cleaner (220 Volt)
BR01 – Small Cleaning Brush
BR02 – Large Cleaning Brush

Disposables:

ML7100 – Calibrated LASIK Blade (CLB®) 
ML8060VS – Vacuum Tubing

LASIK Components Options:

0100ML7 – 100 Micron Head
0130ML7 – 130 Micron Head
1080ML7 – 8.0mm Vacuum Ring
1085ML7 – 8.5mm Vacuum Ring
1090ML7 – 9.0mm Vacuum Ring
1095ML7 – 9.5mm Vacuum Ring
1100ML7 – 10.0mm Vacuum Ring
1300ML7 – Vacuum Handle
2100ML7 – Eye Marker Titanium

DSAEK Component Options:

9600D – Digital Pressure Gauge
9000D – Artificial Anterior Chamber
9090FCD – 9.0mm Cornea Fixation Cap
9100FCD – 10.0mm Cornea Fixation Cap
9110FCD – 11.0mm Cornea Fixation Cap
9100D – 100 Micron Head
9300D – 300 Micron Head
9350D – 350 Micron Head
9400D – 400 Micron Head
9450D – 450 Micron Head
9090D – Custom Head Size



MED-LOGICS Issued Patents No:

US 6,183,488 B1 US 6,663,644 B1 US 7,645,291 B2 US 8,070,764 B2
US 6,358,260 B1 US 6,702,832 B2 US 7,658,746 B2 US 9,125,173 B2



1627 Enterprise Street
Athens, TX 75751 USA
Tel: +1-949-582-3891
E-mail: info@mlogics.com

www.mlogics.com