

OptoWire™



Fiber Optic Pressure Guidewire

Your Pressure Guidewire to **DIAGNOSE** and **TREAT** with Confidence



PATIENTS



PEACE OF MIND
Confidence in Diagnosis

PHYSICIANS



TIME SAVING
Efficient

HOSPITALS



COST EFFECTIVE
1-wire PCI

¹ Data on file. N=5, REP-2010-12-T0, Internal benchtests. OpSens Inc.

² Cook, et al. Circ Cardiovasc Interv. 2016; 9:e002988.
DOI: 10.1161/CIRCINTERVENTIONS.115.002988

³ N.Curzen. Comet Study. PCR 2017. Study presentation

⁴ Tateishi, et al. Comparison of accuracy of fractional flow reserve using optical sensor wire to conventional pressure wire. ESC 2018. Abstract presentation

⁵ Data on file. Internal benchtests. OpSens Inc

⁶ Tonino PA, De Bruyne B, Pijls NH, et al. Fractional flow reserve versus angiography for guiding percutaneous coronary intervention. N Engl J Med 2009;360:213-24.

⁷ Johnson N, et al. J Am Coll Cardiol Intv 2016;9:757-67

⁸ K192340

⁹ Kobayashi Y, et al. JACC Oct 2017

¹⁰ Data on file. Pooled analysis of the VERIFY 2, IRIS and LATINA

How to order:

order@opsens.com

OptoWire III product reference : F1031

OpSens Inc.

750 boulevard du Parc Technologique

Quebec QC G1P 4S3 Canada

T 1.418.781-0333

info@opsensmedical.com / opsensmedical.com

LBL-0900-54-v1



opSenš | Medical

OptoWire™



Fiber Optic Pressure Guidewire

You like OptoWire 2,
You will **LOVE** OptoWire III



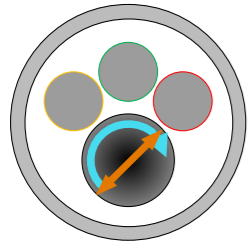
Your Pressure Guidewire to **DIAGNOSE** and **TREAT** with Confidence

opSenš | Medical



PERFORMANCE

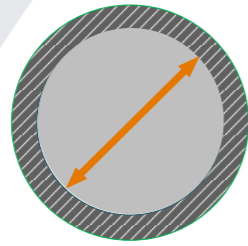
Unique support, torque response and guidewire control for vessel access



Traditional piezoelectric* pressure guidewire

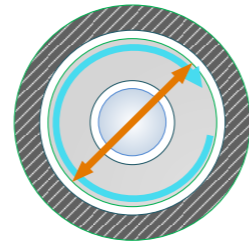
- Eccentric design
- Smaller inner core diameter
- Stainless steel inner core

*Piezoelectric technology is used in Abbott and Philips devices



PCI workhorse guidewire

- ✓ Concentric design
- ✓ Large inner core diameter
- ✓ Nitinol inner core



2nd generation Fiber optic pressure guidewire

- ✓ Concentric design
- ✓ Large inner core diameter
- ✓ Nitinol inner core

OptoWire III EVEN MORE ROBUST AND DELIVERABLE THAN OptoWire 2: 74% MORE KINK RESISTANT AND 14% BETTER TORQUE RESPONSE¹



ACCURACY

OptoWire is Powered by Fidela™, 2nd Generation Fiber Optic Sensor

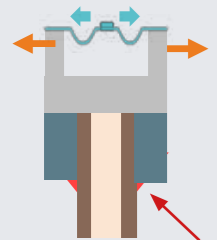
1st generation fiber optic

Drift occurrence baseline: piezoelectric **30%+**^{3,4}

+ 30 %
increase³

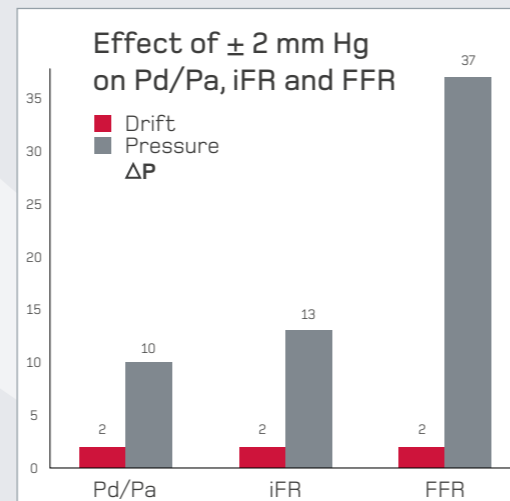
2nd generation fiber optic

- 57 %
decrease⁴
(p<0.01)



Powered by
Fidela™

Minimal adhesive usage



N=447 Cook CM, et al. Circ Cardiovasc Interv 2016

DRIFT MATTERS: OVER 20% CORONARY PHYSIOLOGIC MEASUREMENTS MISCLASSIFIED DUE TO DRIFT²

OptoWire⁵, THE PRESSURE GUIDEWIRE WITH THE LOWEST DRIFT IN THE INDUSTRY



FREEDOM

Take full control of your wire and reconnect with confidence



• DISCONNECT

Take full control and cross challenging anatomies
Save time and costs by performing the PCI over the same guidewire

• RECONNECT

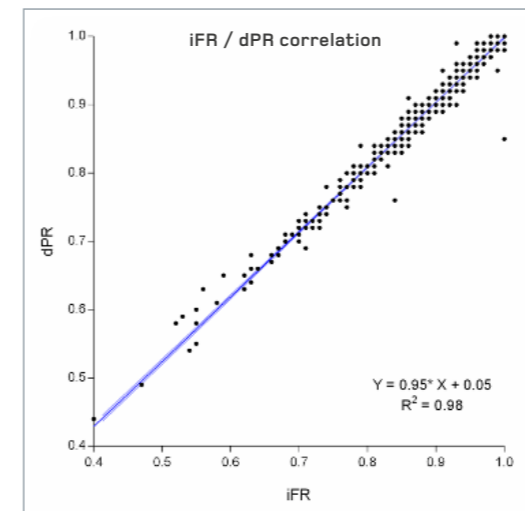
Assess additional segments or arteries
Perform post-PCI measurements

DISCONNECT/RECONNECT IN COMPLEX CASES WITHOUT THE NEED TO RE-EQUALIZE



CHOICE

Assess physiology with hyperemic or resting indices



OpSens dPR and iFR correlation with FFR¹⁰

dPR
79.33%¹⁰

iFR™
79.03%¹⁰

“ All NHPR (resting Pd/Pa, iFR, dPR, RFR, DFR) showed equivalent diagnosis and prognosis performance¹⁰. Therefore, physicians can apply OpSens dPR algorithm in daily practice in the same manner as iFR. ” -Dr Ahn, TCT 2019

RESTING INDICES ARE EQUIVALENT, PRESSURE GUIDEWIRES ARE NOT